

Landscapes



CREATE YOUR LANDSCAPE

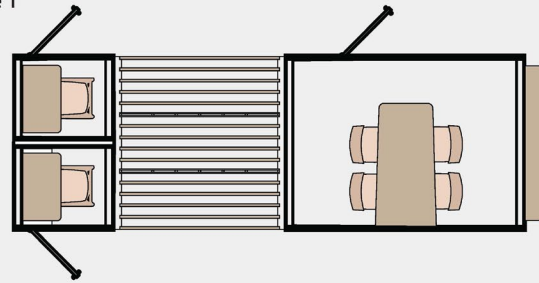
Imagine having multiple Pods, how great would it be to have the possibility to make something truly special out of the space between them? Landscapes offer the opportunity to connect multiple different Pods together. This way, not only the interior of the pod is fully used, but also the functionality of exteriors can be maximized into functional, inviting spaces. This approach maximizes the use of each Pod while creating a cohesive landscape with a great atmosphere.

Our Pods offer more than a standalone solution.

- All different Pods can be connected
- In between two pods, horizontal slats can be placed
- At the sides of the landscape, Arc slats or corner slats can be placed
- In front of a window, privacy slats can be placed
- The configuration can change or extend over time according to preferences

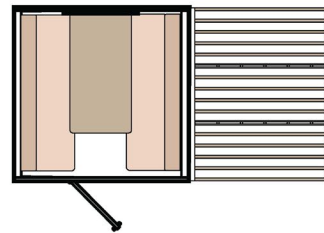
In this catalog, four landscapes are presented to illustrate the wide range of possibilities. Alternative configurations can also be implemented, depending on your preferences.

Landscape 1



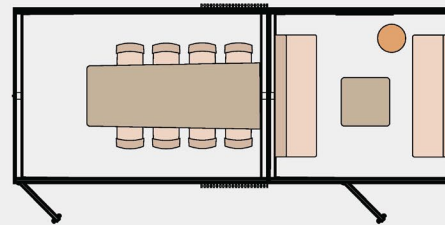
see page 3

Landscape 2



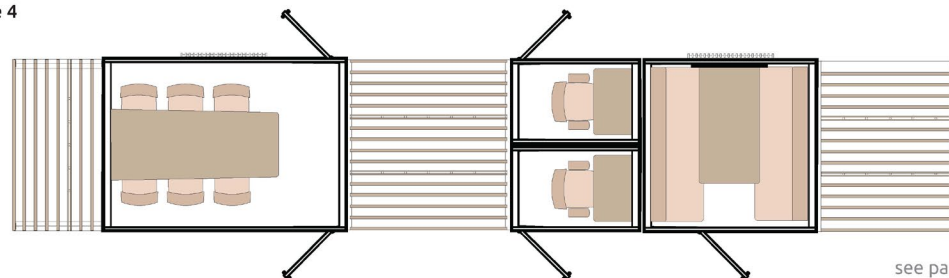
see page 5

Landscape 3



see page 7

Landscape 4



see page 9


LANDSCAPE 1

On the right side, shelves and a cabinet have been added, offering extra storage and display space. Two closed-sided Pods of different sizes are connected by horizontal slats, creating an additional semi-enclosed area. The slats are also available in black. Curtains can be added optionally to increase privacy.



Open space

horizontal black laminated slats between the Pods with integrated LED lights and curtains to close the space. A sofa XL placed at the outside.



Book Shelves & Cabinets

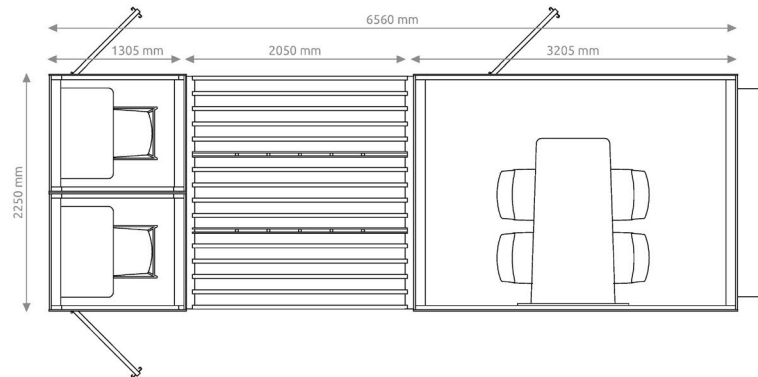
25 cm deep Bookshelves and a 35 cm deep Cabinet attached to the outside.

Eco Phone S+

Two mirrored Eco Phone S+ Pods with upholstered backside are mirrored creating the same length as the Eco Team XL Pod across.

Eco Team XL

Upholstered backside with power sockets integrated above the table top XL and 4 comfortable visitor chairs.



LANDSCAPE 2

In this layout, the corner slats define a semi-private area. When optional curtains are added, the open space can easily be transformed into a closed one. Integrated LEDs ensure the right ambiance is maintained throughout.



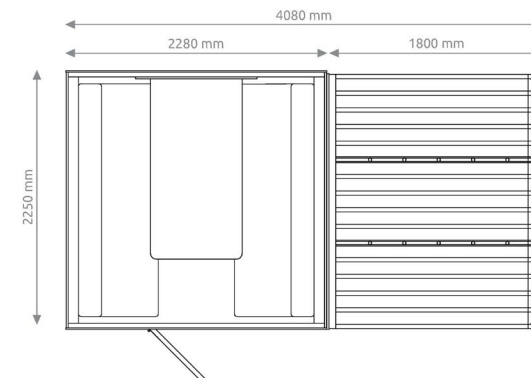
Eco Meet XL

For comfortable seating during a long meeting with 6 people.



Corner Slats XL

To create a breakout area with curtains for more privacy. Attached to the pod a 35cm deep Desk Shelf with bar stools and wall-mounted power sockets.




LANDSCAPE 3

A meeting room doesn't always need to be a separate space within your building—it can also be a Pod, which can even be relocated over time. Two large Pods can be connected to form a larger unit. Privacy slats in front of the windows add a warm, inviting look while enhancing privacy. Additionally, a TV screen can be mounted on a closed wall for presentations or video calls.



Eco Max M connected

A connected Pod ideal for video conferencing with 6 people.

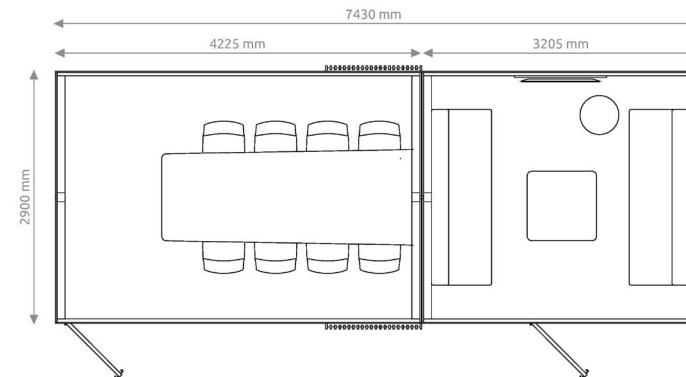


Privacy Slats

The privacy slats block the view of the screen from the outside of the Pod.

Eco Team M connected

Two Pods connected to create a larger space for a lounge area. Curtains provide ambiance and privacy.



LANDSCAPE 4

This landscape brings together several zones. Beneath the Arc slats, a relaxing area is created, followed by a meeting zone, and then an open space for quick catch-ups or short breaks. The layout also includes two individual focus Pods for concentrated work.



Eco Team XL

For 6 people sharing a big screen at the wall.

Horizontal Slats

Horizontal Slats with integrated led-lights and curtains. Two sofas and a table in the middle for a short meeting or work session.

Eco Meet XL

A comfortable video conferencing and lounge space with curtains inside and a privacy panel at the outside of the Pod.

Arc Slats

To create a flexible break-out or relaxing space.

Eco Work S

Two mirrored Eco Work S Pods with upholstered backside are mirrored for focus and concentration.

Corner Slats

A flexwork spot created at the outside of the Pod with a Desk Shelf and powersockets integrated in the wall.

